


L'ALPE DE
**GRAND
BLANC**
KELOWNA, BC

60KM  1800M

**RACER
INFORMATION PACKAGE**



GRAND BLANC BIG WHITE ROAD RACE July 22, 2018

General Description

Welcome to the fourth Annual Alpe de Grand Blanc Bike Race. Our intention is to offer a fully supported road ride that engages the local cycling community with a challenging ride from Kelowna to Big White Ski Resort. The race will offer up Polka Dot Jersey's for the King and Queen of the Mountain classifications along with prizes for the fastest team, and an interim King/Queen bonus section early in the race. At the finish line, a festival atmosphere awaits with entertainment, post ride BBQ, refreshments and massage.

The ride features 2 distance options - the full length of close to 60 km, and a short 9.3 km hill climb for juniors/youth starting near the Gem Lake parking lot and ending at the same finish line. As this is a point-to-point ride, transport back to Kelowna after the awards ceremony will be made available to **riders who opt in when they register online.**

Outlined below is the information racers should review to ensure they, and their supporters, are aware of: timelines leading up to and during the race; the start locations; and the support and safety rules on the course.

Pre-Race Day Pick Up -

Race Numbers, Timing Chip and One Day License Purchase

Big White Ski Resort Corporate Office @ 1894 Ambrosi Road

Wednesday, July 18 and Friday, July 20 - 8:30am to 12:00pm, 12:30pm to 4:00pm

Saturday, July 21 - 3:00pm to 6:00pm

Anyone not holding a Cycling BC license, must purchase race day insurance prior to being issued a race number on Sunday. Cost of the one day insurance is \$5.00 for youth 16 and under, \$10.00 for person 17 and over, and \$12.00 for any foreign, out of country rider who is not affiliated with their countries cycling federation.

Race Day Registration and Timing Chip Pick Up

Registration opens at 7:00am at the East Kelowna Community Hall. All racers starting from Kelowna must pick up their timing chip in the hall, please allow time to pick up the chip and still be ready for the 9:00 start. The race start line is immediately adjacent to the Community Hall on East Kelowna Road.

For those youth doing the Junior race, registration occurs a half hour prior to the start time at the start site of the race - see race start times on the next page and maps at the end for details.

Day of Race Parking Options

There is very limited vehicle parking at the race start line of the main race. There is a small parking lot across the street from the Community Hall, but people attending the church service beside the Community Hall are expecting to be able to park in the lot, so if at all possible do not plan to use the parking lot for the duration of the race. The owner of the KLO Super Mart food store in the area does not want his parking spaces used, so please do not park in, or near his lot. Racers are encouraged to have a driver quickly drop them off at the start area, or for those starting in town to park at the Orchard Park Mall overflow and leisurely make their way up to the starting area. People should not park and leave their vehicles in the surrounding roads. The youth race has plenty of parking at the Gem Lake lot where the race will start.

Dry Bag/Change of Clothes Drop Off

At each start line there will be plastic bags provided for people to put extra gear in to wear after the race is finished. Bags will be clearly marked with the racer's number and will be delivered to a Guest Services tent in the village.

Race Numbers/Timing Chip

Each racer will be issued a race number/timing Chip that is to be affixed to the seat post. The timing tag is the silver portion of the sticker that says SMARTRAC. DO NOT fold or bend this tag! It must be in the vertical orientation shown below. There is a timing tag on each side of the sticker. Do not block either tag's visibility to the left or right of the bike. This will prevent it from scanning and the participant will have no results. These timing tags are disposable. No need to return at the Finish Line!



Race Sign-in/Start Line Protocol

All riders are required to pick up their timing chip at least 15 minutes before the start of the race to ensure their participation and complete the waiver if they had not already done so at the pre-race package pick up the day prior. At the start line, racers will be required to show they have properly affixed their timing chip on their bikes before being allowed to start the race.

Bicycle Requirements and Restrictions

The Alpe de Grand Blanc is a road bike race, therefore it is strongly encouraged that participants use proper road bikes that are in good working condition. Mountain bikes are permitted, but not encouraged, electric bikes, or motor assisted bikes are not permitted. Aero bars and aero helmets are not permitted.

Race Categories

The 4th edition of L'alpe de Grand Blanc has seven race categories. A team is considered to be a maximum of three racers. Placings for teams are based on the aggregate time of the team. The categories are:

Individual Male/Female Open (ages 19-39)

Individual Male/Female Masters (ages 40 – 59)

Individual Male/Female Super Masters (60+)

Individual Male/Female U19 (as of December 31, 2018)

Junior Male/Female U15 (as of December 31, 2018) – race starts at Gem Lake

3 Person Team

3 Person Bike Shop Team (at least one member must be employed by the sponsoring shop)

Race Start Times

The race from the Kelowna begins promptly at 9:00. To allow everyone to get safely underway before the racing actually begins, there will be a neutral rollout section along East Kelowna Road until after the first right hand turn on the road.

The Youth 9.3 km race is tentatively scheduled to begin at 11:30, it may be delayed by 15-20 minutes depending whether or not the bulk of the racers from Kelowna have passed through. For safety reasons, we do not want youth mixed up with any adults who may be sprinting towards the finish line, so the start has to be tentative.

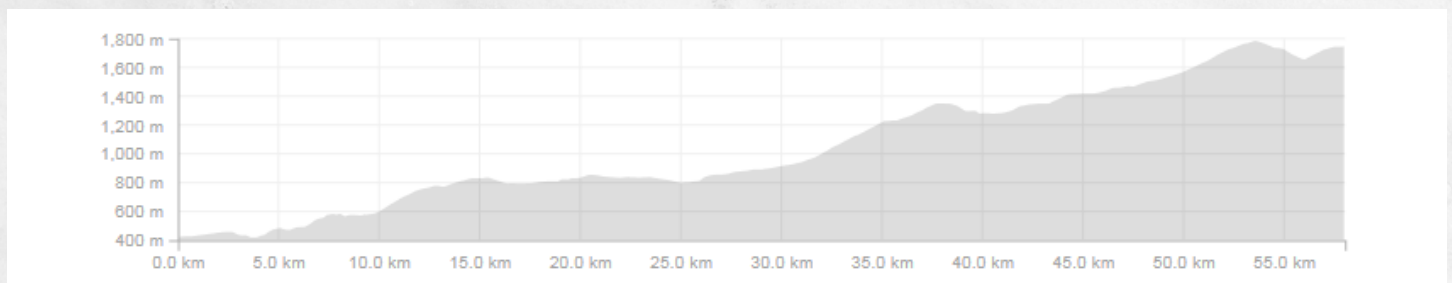
Race Course Notice and Cautions

The race is held primarily on Highway 33 and Big White Road, which has not been closed to traffic. All rules of the road must be obeyed at all times. The center line rule is in effect (namely: riders are not to cross over the center line markings on the road – some of which are temporary markings). When approaching and merging onto Highway 33 be very aware that traffic may be coming up the Black Mountain Hill and yield to any traffic that may be travelling up the far right hand lane.

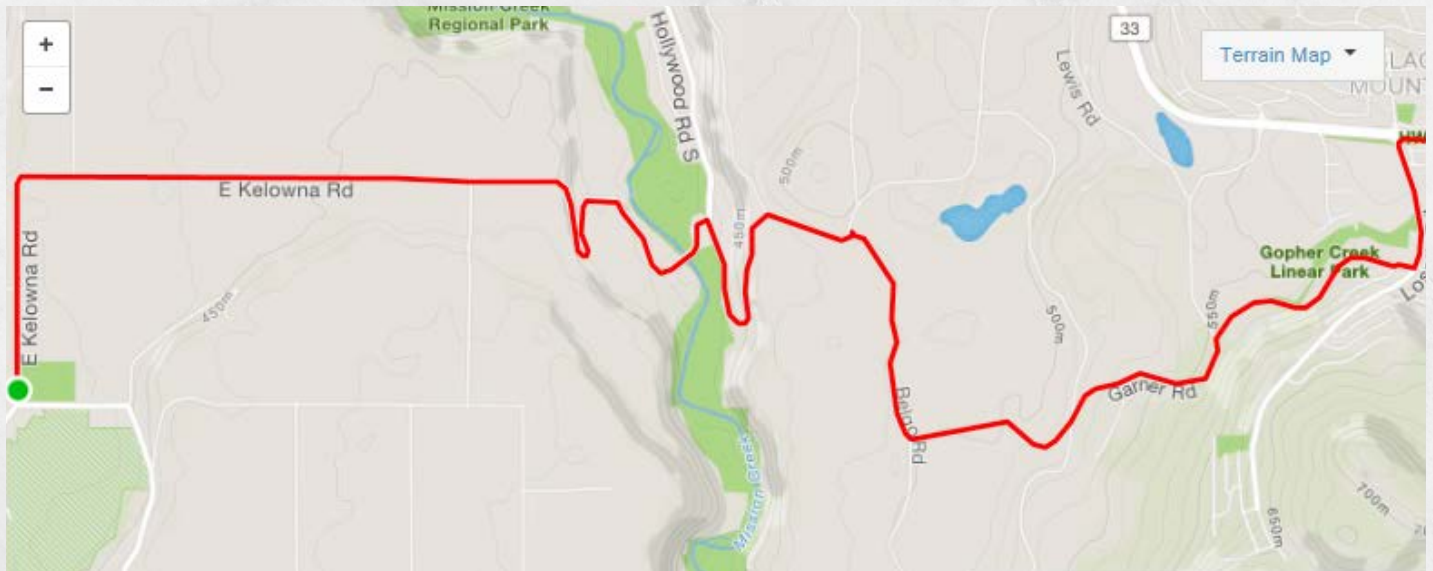
Signs have been placed along the route to alert motorists that a race is in progress, but it is the rider's responsibility to remain alert, and watch for hazards on the roads including gravel and potholes.

Race Route

The start of the race will be set up on East Kelowna Road 30 meters from the junction of KLO, McCullough and East Kelowna Roads. The route travels along East Kelowna Road, takes the windy road down off the bench and turns right onto Hollywood Road South. The route then turns right onto Belgo Road until it turns into Garner Road. Garner Road becomes Kloppenburg Road and when it meets Loseth Drive, riders turn left and proceed to the junction of Loseth and Highway 33 – taking care when merging onto the highway.



Kelowna Start Line to Highway Map



Note: Red denotes route

Once on Highway 33 the route sticks to the Highway until the Big White Road junction. At the Big White Road junction, three (3) traffic control people will be posted. One person will observe and alert traffic travelling to Kelowna that a race is in progress. A second person will be responsible for observing riders coming up the hill towards the cutoff and directing riders towards the junction. A third person will indicate to riders that it is safe to cross the highway median and turn onto the Big White Road, if there is traffic approaching riders, they must give the right of way to vehicles and proceed when it is safe to do so.

Time Cut Off

All racers starting from Kelowna, must be turning onto the Big White Road by 11:00 in order to continue racing. Those individuals not making the cut off will be provided transportation up to the finish line.



Road Signage

A long the route 'race in progress' signs will be in place to alert motorists to cyclists on the road. Placement of signage will be at all the major intersections (Loseth, Gallagher, Goudie, Joe Rich Community Hall) and at every 10 kilometre interval on the Highway 33. At the base of Walker Hill, (the portion of the road going up out of Kelowna) there will be an Interim King/Queen of the Hill signage. Prizing for the fastest time between the start and finish of the climb will be awarded at the final awards ceremony in the village. Beyond the junction of Big White Road, there will be signage 1 kilometre from the cutoff and atop the summit near Okanagan Falls Road letting motorists traveling westbound to expect a race in progress.

On Big White Road there are no major intersections, however, racers should exercise caution when first approaching the village from the transfer station down the steep hill. Remain in the right hand lane and be aware of two rather abrupt turns in the road.

Junior/Youth 9.3 km Hill Climb Start/Finish

The start line is at the Gem Lake parking lot, with staging available on the right side of the road at the propane side road and parking area. The finish line is the same as above for the main race.



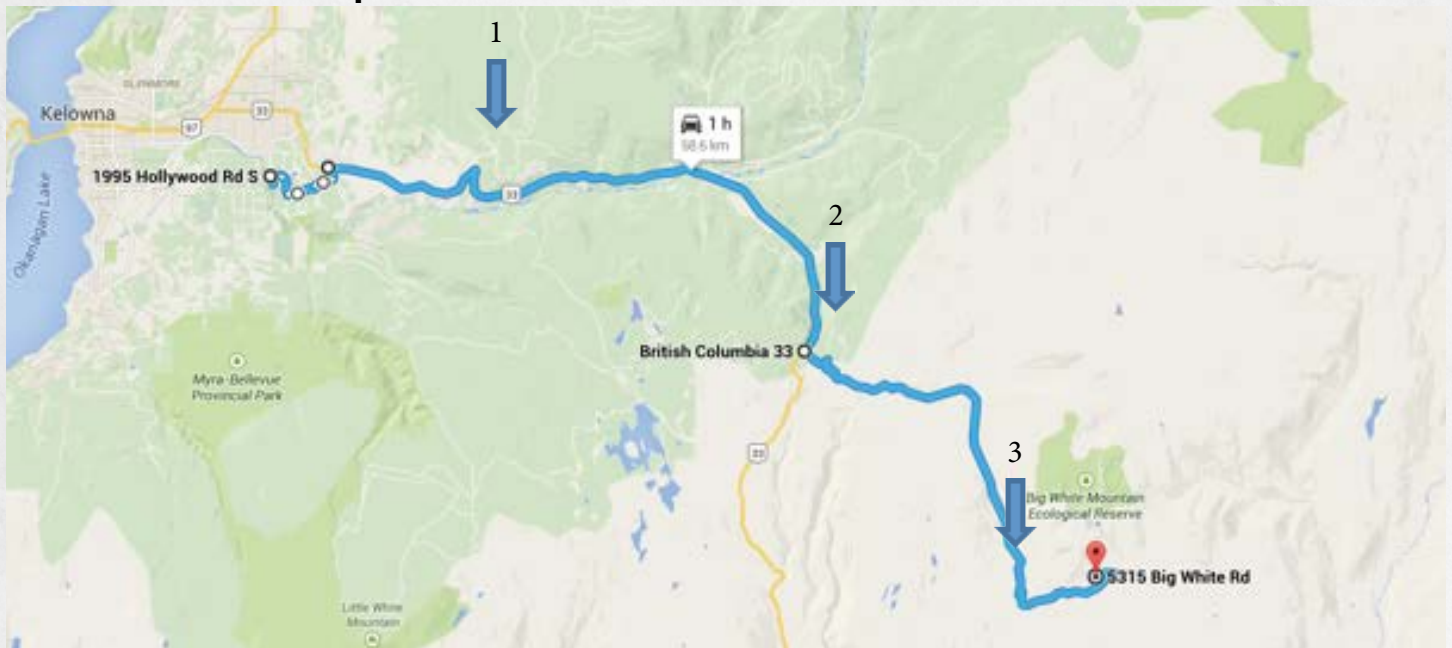
Technical Support and Water/Aid Stations


There will be a support vehicle with a repair kit and a few spare wheel sets following the race, but racers should have an under the seat storage bag with a spare tube, tire levers, and CO2 cartridge inflator.

On the course, there are 3 water and aid stations along the route of the course. Water and energy bars will be at each site and anyone requiring assistance will have a first aid person available.

Racers can also have assistance from family or friends at the stations – as long as those assisting have not parked vehicles along the highway. Below is the general location of each station. There will be cones 10 meters on either side of the aid stations – within these areas, used water bottles wrappers, apparel, or equipment may be dropped – at no other time along the race route are racers permitted to dispose of water bottles or energy bar wrappers.

Route Overview Map with Aid Station Locations



 = Checkpoints/Aid Stations

1. Highway 33/Hairpin Pull Out
2. Highway 33/Big White Road
3. Gem Lake Parking Lot & Start of Junior race

Important note reinforced:

Personal follow vehicles will not be allowed during the event and spectators are not allowed to park their vehicles along the highway at any point to view the race. Those wishing to spectate along the course, must pull into a side road, park where it is safe to do so and walk back towards the highway.

Finish Location Detail

Given the new tunnel expansion construction that will be occurring throughout the summer, this year the finish has been moved to the White Crystal Inn. For those who have participated in the race previously, this means the race is approximately 200 meters shorter this year.



Race Finish

There is a marker at the 1km remaining point

There is a marker at the 200 meter point

The finishing arch spans the road where the tunnel in the village is located. Racers must cross under the arch to receive a time.

There are post-race refreshments, BBQ, and entertainment awaiting finishers in main village of Big White Resort.

Swag Bags will be available for pick up at the conclusion of the race in the Village Centre Mall at Big White for those who registered on race day.

Kelowna Return Option

At the time of online registration racers were provided the option of being returned, with their bikes, to Kelowna – there are two scheduled departures available (1:00 and 3:00 pm). Day of race registrants may also be accommodated if space permits.

Join the Loose Moose Cycling Club with our new, eye-catching Big White cycling kit.
Gear is available to purchase through our online store: <http://shop.jakroo.ca/LAlpe-de-Grand-Blanc>

L'Alpe de Grand Blanc Team Store:



See you at the race!

Proudly supported by

